

10:59 AM

05/10/24

Accrual Basis

## Gold Hill Mesa Metropolitan District No. 1

## Balance Sheet

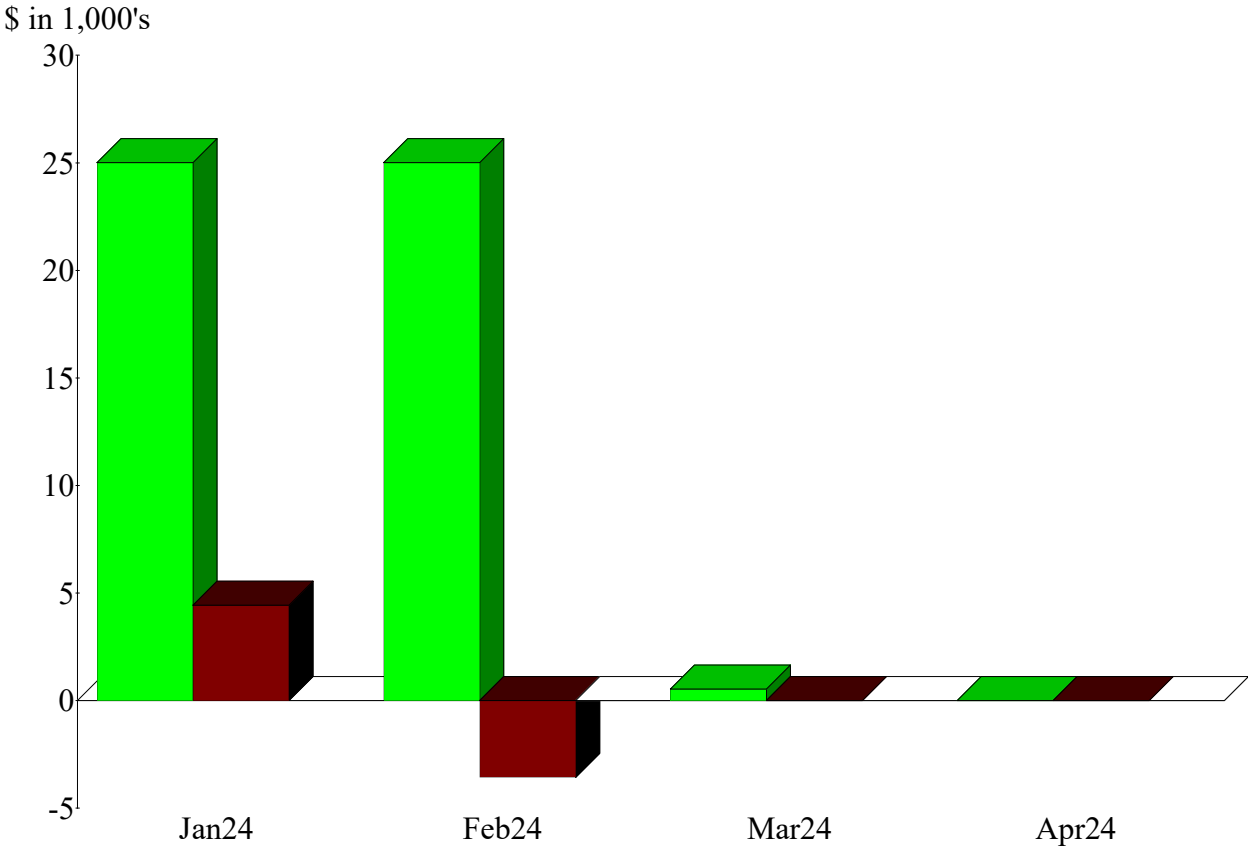
As of April 30, 2024

	Apr 30, 24
<b>ASSETS</b>	
Current Assets	
Checking/Savings	
First Bank Checking	184,235.01
Total Checking/Savings	184,235.01
Other Current Assets	
Due From Other Districts	39,724.00
Total Other Current Assets	39,724.00
Total Current Assets	223,959.01
<b>TOTAL ASSETS</b>	<b>223,959.01</b>
<b>LIABILITIES &amp; EQUITY</b>	
Liabilities	
Current Liabilities	
Accounts Payable	
Accounts Payable	320.70
Total Accounts Payable	320.70
Total Current Liabilities	320.70
Total Liabilities	320.70
Equity	
Fund Balance - O&M	249,065.92
Retained Earnings	-75,082.96
Net Income	49,655.35
Total Equity	223,638.31
<b>TOTAL LIABILITIES &amp; EQUITY</b>	<b>223,959.01</b>

Gold Hill Mesa Metropolitan District No. 1  
**Profit & Loss Budget vs. Actual**  
January through April 2024

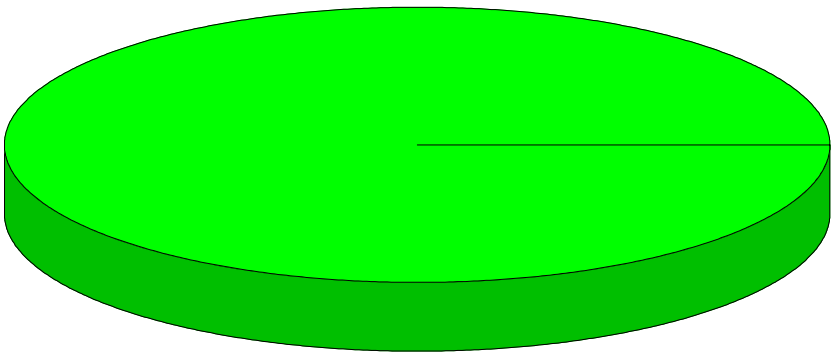
	TOTAL				
	Apr 24	Jan - Apr 24	Budget	\$ Over Budget	% of Budget
Ordinary Income/Expense					
Income					
Homeowners Fee	0.00	50,549.70			
Total Income	0.00	50,549.70			
Expense					
General & Administrative					
Accounting	0.00	0.00	8,500.00	-8,500.00	0.0%
Bank Fees	10.00	40.04			
Contingency	0.00	0.00	10,000.00	-10,000.00	0.0%
Insurance	0.00	3,956.00	1,500.00	2,456.00	263.73%
Legal	0.00	0.00	10,000.00	-10,000.00	0.0%
Repaymt - Dev Advance	0.00	0.00	100,000.00	-100,000.00	0.0%
SDA Dues	0.00	375.00			
Total General & Administrative	10.00	4,371.04	130,000.00	-125,628.96	3.36%
Operations & Maintenance					
Storm Water Fees	0.00	26.55			
Utilities	0.00	-3,503.24			
Total Operations & Maintenance	0.00	-3,476.69			
Total Expense	10.00	894.35	130,000.00	-129,105.65	0.69%
Net Ordinary Income	-10.00	49,655.35	-130,000.00	179,655.35	-38.2%
Net Income	-10.00	49,655.35	-130,000.00	179,655.35	-38.2%

Income and Expense by Month  
January through April 2024



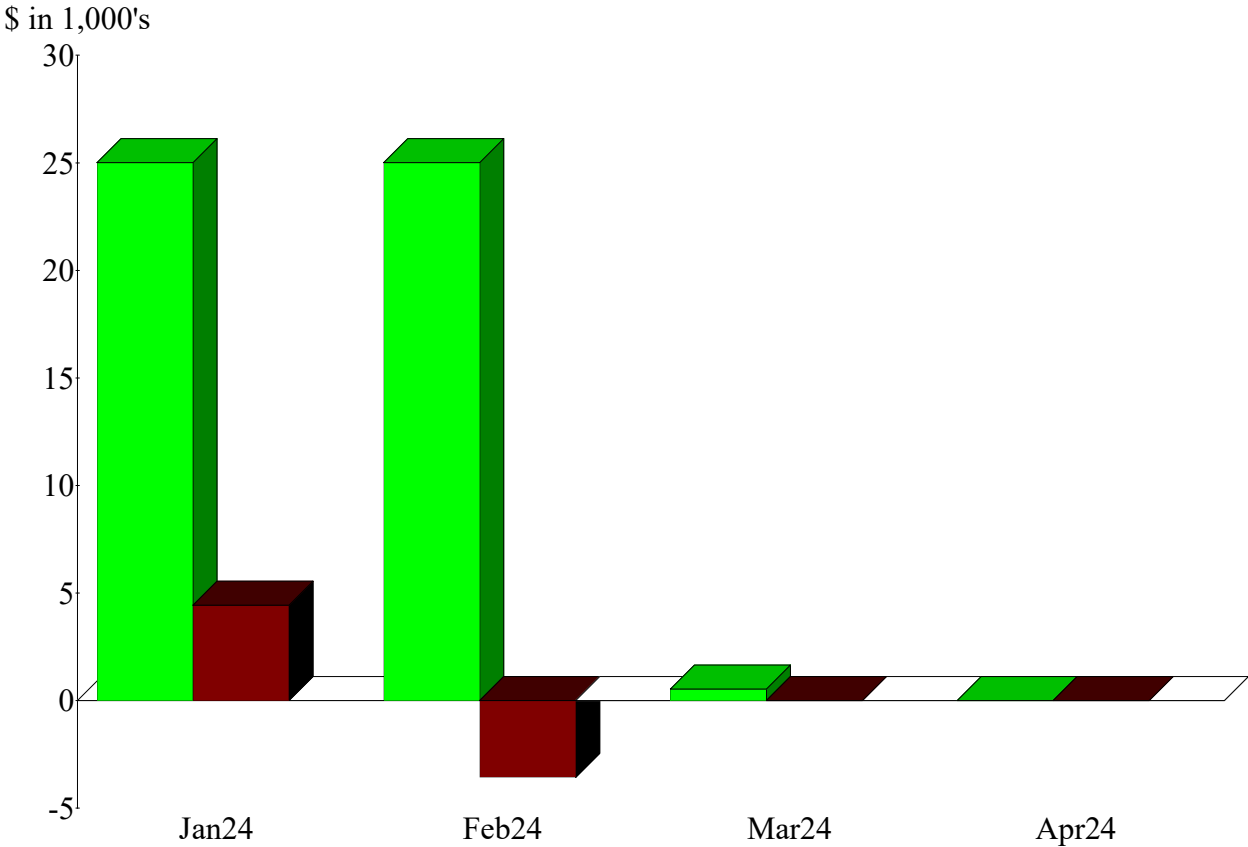
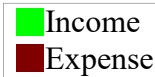
Income Summary  
January through April 2024

Homeowners Fee	100.00%
Total	\$50,549.70



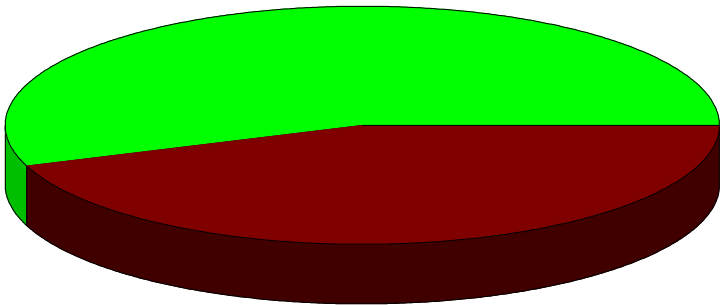
By Account

Income and Expense by Month  
January through April 2024



Expense Summary  
January through April 2024

General & Administrative	100.00%
Operations & Maintenance	\$-3,476.69
Sub-Total	\$894.35



By Account